

Saint Joseph the Worker Feast Day May 1

Joseph was Mary's husband and Jesus' earthly father.

Joseph understood the importance of work. He was a carpenter—a builder—and probably taught Jesus his trade. Through his work, Joseph honored the Father in heaven and continued the act of creation. He lived in dignity.

To give workers a patron, the Church turned to Joseph, who had been made the Patron of the Universal Church by Pope Pius IX in 1870 and the model for fathers of families. Joseph was named protector of workers by Pope Benedict XV, and in 1955, the feast of Saint Joseph the Worker on May 1 was proclaimed by Pius the XII.

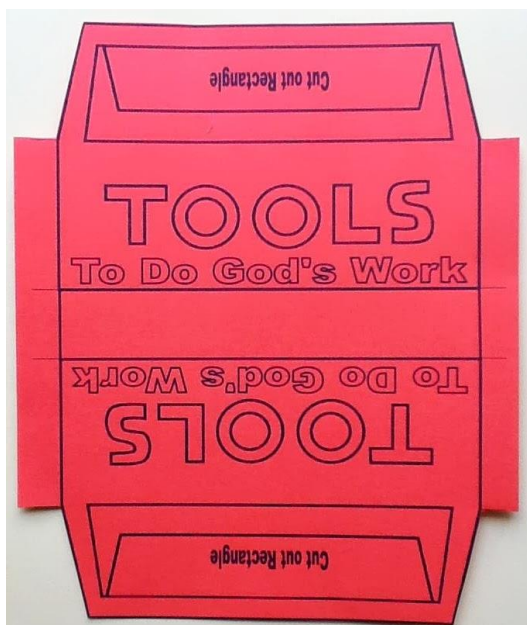
Let us pray to Saint Joseph for his help in all our work and for those many people who want and need jobs but cannot find them.

From: <http://www.loyolapress.com/saints-stories-for-kids.htm?cId=402603>

Tools to do God's Work Activity

From:

<http://kidsbibledebjackson.blogspot.com/2013/06/genesis-tower-of-babel.html>



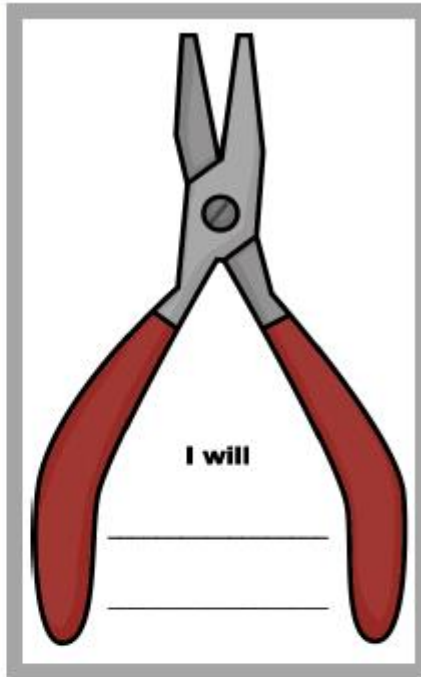



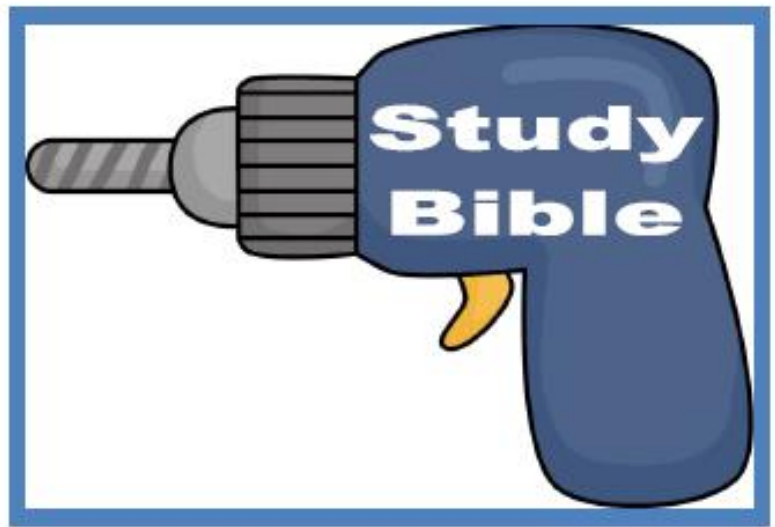
This is how the first cuts for the tool box should look. You cut off the extra around the 2 end handles, BUT you DO NOT cut off the sides! When it is folded, they will be stapled and/or taped together to make the box for the 'tools' that will fit inside. I printed mine on heavy cardstock.

After you cut the two top edges off, cut out the rectangles for the two handles. Fold the sides and snip the lines, tow on each side. When you pull the sides up, it will form the toolbox. I stapled the sides together, then used Scotch tape to cover the staples so the kids don't get hurt.

From: <http://kidsbibledebjackson.blogspot.com/>








Copyright @ <http://kidsbibledebjackson.blogspot.com/>

Graphics @ www.ScrappinDoodles.com



Cut out top starting & ending at the first line

Cut out Rectangle

TOOLS
To Do God's Work

TOOLS
To Do God's Work

Cut out Rectangle

Cut out top starting & ending at the first line